Lebanese Treasury Securities

ASSOCIATION OF BANKS IN LEBANON

Issue: February 2026

- ***On December 28, 2023****, the Ministry of Finance has decided not to issue LBP Treasury Bills or Bonds until further notice.*
- ***At the end of February 2026****, the face value of the outstanding treasury securities portfolio denominated in the domestic currency decreased further to LBP 45,954 billion from LBP 46,549 billion at the end of January 2026.*

Source: Ministry of Finance, BDL, ABL.

Lebanese Treasury Securities Denominated in LBP - February 2026 (Face value in bill LBP)

Designation	24-month	36-month	60-month	84-month	120-month	180-month	Total
1- Subscription	**-**	**-**	**-**	**-**	**-**	**-**	**-**
*Weighted interest (%)**	-	-	-	-	-	-	-
*Weighted yield (%)**	-	-	-	-	-	-	-
2- Maturity	**-**	**-**	**159**	**79**	**358**	**-**	**596**
3- Outstanding	**1**	**3,103**	**3,908**	**9,981**	**27,544**	**1,417**	**45,954**
Share (%)	*0.0*	*6.8*	*8.5*	*21.7*	*59.9*	*3.1*	*100*
Weighted life (days)							*832*
Weighted interest (%)							*6.69*

* Based on the weekly subscriptions during the month.

Projected Monthly Maturities of Outstanding TB's Portfolio Denominated in LBP as at February 28, 2026 (billion LBP)											
Year	**Month**	**Category**									**Total**
		3-month	**6-month**	**12-month**	**24-month**	**36-month**	**60-month**	**84-month**	**120-month**	**180-month**	
2026	Mar-26				1	1	158	1,049			1,209
	Apr-26						102	50	704		856
	May-26					2	161	34	1,501		1,697
	Jun-26					0.02	1,481	203	197		1,881
	Jul-26					0.1	458		194		652
	Aug-26						296	124	195		615
	Sep-26						358	466	116		939
	Oct-26					1,000	176	2,533	199		3,908
	Nov-26					600	209	117	229		1,155
	Dec-26					1,500	147	58	100		1,804
	Total				***1***	***3,103***	***3,544***	***4,634***	***3,435***		**14,717**
2027	Jan-27						147	103	144		395
	Feb-27						73	109	307		489
	Mar-27						91	94	278		463
	Apr-27						49	61	313		424
	May-27						2	36	135		173
	Jun-27						0.10	98	257		355
	Jul-27							129	141		270
	Aug-27						0.02	237	341		578
	Sep-27						0.40	1,783	351		2,134
	Oct-27						0.01	261	468		729
	Nov-27							120	365		485
	Dec-27							102	601		703
	Total						***363***	***3,134***	***3,699***		**7,197**
2028	Jan-28							346	175		521
	Feb-28							117	351		468
	Mar-28						0.1	122	1,350		1,472
	Apr-28						0.1	350	201		551
	May-28						1	133	50		183
	Jun-28						0.1	118	75		193
	Jul-28						0.01	106	75		181
	Aug-28							235	50		286
	Sep-28							146	50		196
	Oct-28							266	2,479		2,745
	Nov-28							114	223		337
	Dec-28							46	1,002		1,048
2028	***Total***						***1***	***2,098***	***6,083***		**8,181**
2029	***Total***								***9,174***		**9,174**
2030	***Total***							***116***	***3,060***		**3,175**
2031	***Total***								***1,250***	***215***	**1,465**
2032	***Total***								***843***		**843**
2033	***Total***									***1,202***	**1,202**
Portfolio		**-**	**-**	**-**	**1**	**3,103**	**3,908**	**9,981**	**27,544**	**1,417**	**45,954**

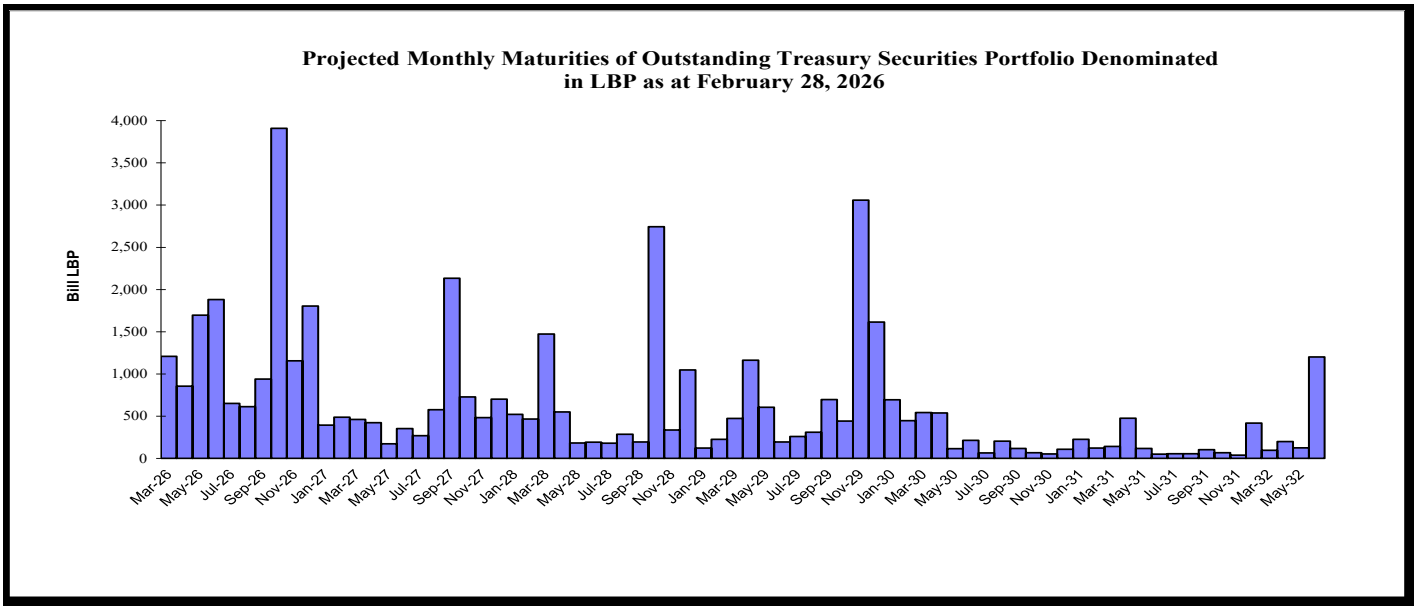
Projected Monthly Maturities of Outstanding Treasury Securities Portfolio Denominated in LBP as at February 28, 2026
Bill LBP
4,000
3,500
3,000
2,500
2,000
1,500
1,000
500
0
Mar-26
May-26
Jul-26
Sep-26
Nov-26
Jan-27
Mar-27
May-27
Jul-27
Sep-27
Nov-27
Jan-28
Mar-28
May-28
Jul-28
Sep-28
Nov-28
Jan-29
Mar-29
May-29
Jul-29
Sep-29
Nov-29
Jan-30
Mar-30
May-30
Jul-30
Sep-30
Nov-30
Jan-31
Mar-31
May-31
Jul-31
Sep-31
Nov-31
Mar-32
May-32

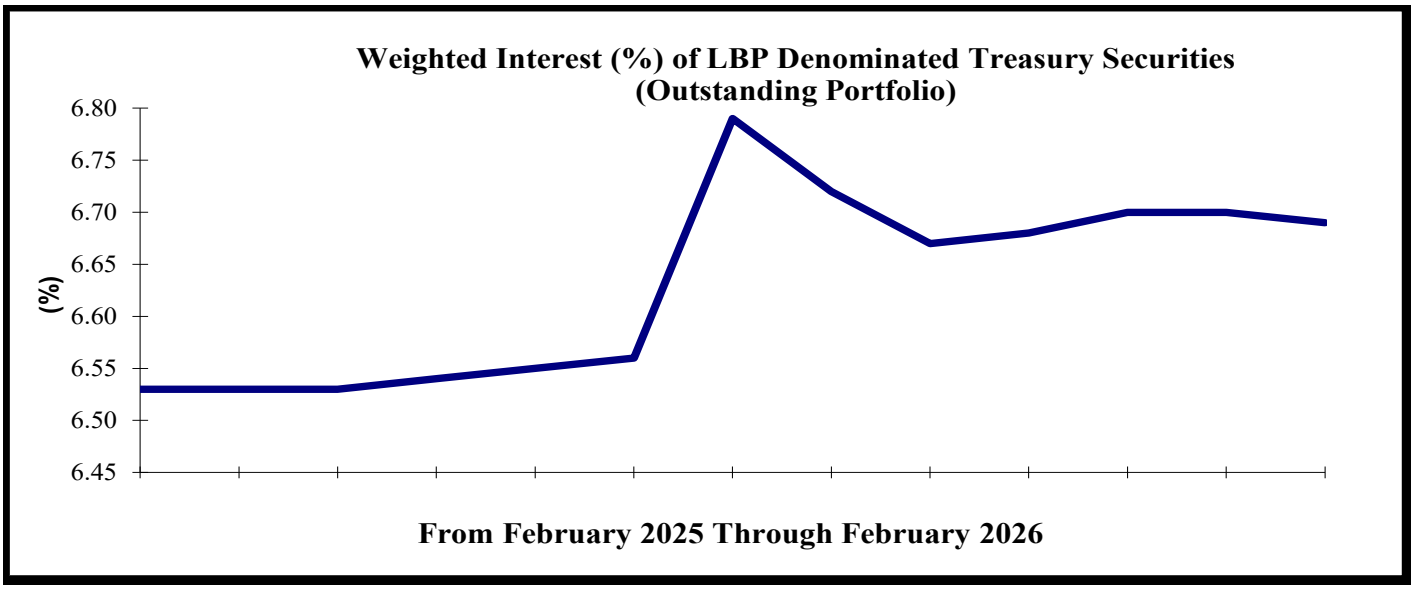
Weighted Interest (%) of LBP Denominated Treasury Securities (Outstanding Portfolio)
(%)
6.80
6.75
6.70
6.65
6.60
6.55
6.50
6.45
From February 2025 Through February 2026

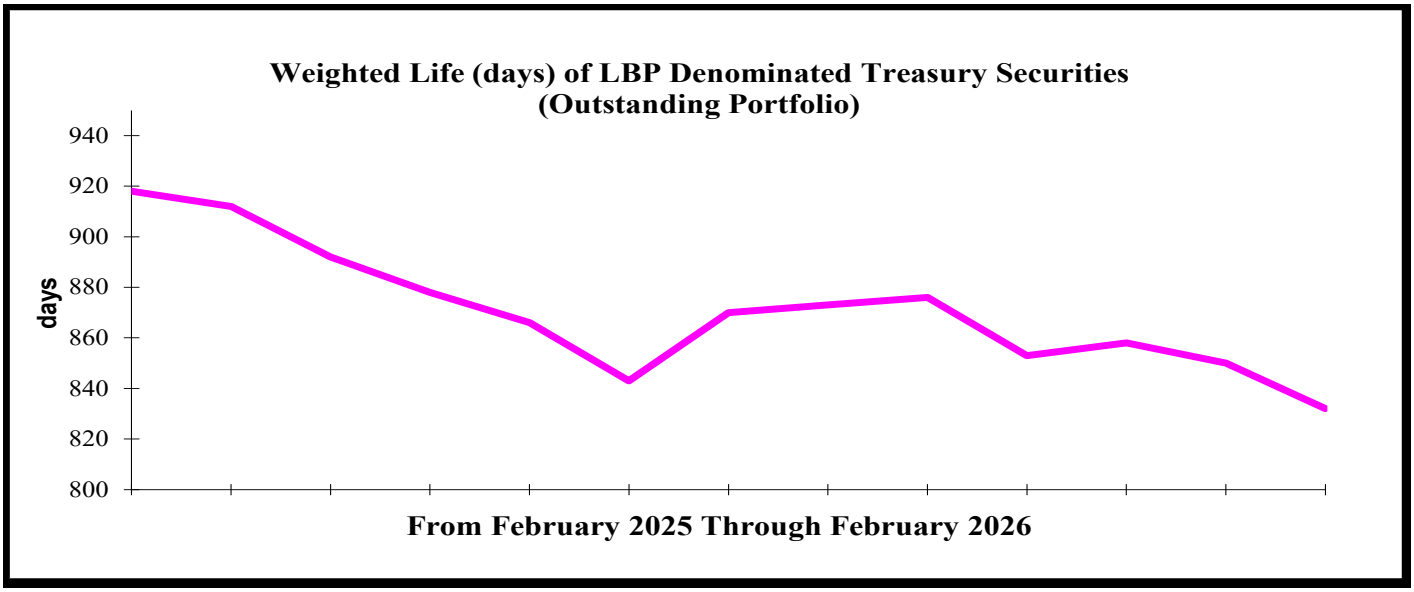
Weighted Life (days) of LBP Denominated Treasury Securities (Outstanding Portfolio)
days
940
920
900
880
860
840
820
800
From February 2025 Through February 2026

On March 23, 2020, the Lebanese government decided to discontinue payments on all its outstanding USD denominated Eurobonds.

Lebanese Treasury Securities denominated in FC (Eurobonds)- Latest before default	
Category	**Outstanding (million USD)**
6-years	1,200
7-years	1,089
8-years	700
9-years	538
10-years	7,790
12-years	1,540
13-years	2,693
14-years	2,500
15-years	8,913
16-years	3,000
20-years	1,350
Total	**31,314**
Weighted Interest (%)	**7.38**
Weighted Life (years)	**7.84**

Projected Monthly Maturities of Outstanding TBs' Portfolio Denominated in FC (million USD)

Mar-20	*1,200*	*not reimbursed*
Apr-20	*700*	*not reimbursed*
Jun-20	*600*	*not reimbursed*
Apr-21	*2,092*	*not reimbursed*
May-22	*500*	*not reimbursed*
Oct-22	*1,540*	*not reimbursed*
Jan-23	*1,100*	*not reimbursed*
May-23	*500*	*not reimbursed*
Apr-24	*700*	*not reimbursed*
Nov-24	*538*	*not reimbursed*
Dec-24	*250*	*not reimbursed*
Feb-25	*800*	*not reimbursed*
Jun-25	*800*	*not reimbursed*
Nov-26	1,600	
Mar-27	1,250	
Nov-27	1,000	
Mar-28	1,700	
Nov-28	893	
May-29	1,000	
Nov-29	1,500	
Feb-30	1,400	
Apr-31	300	
Nov-31	2,500	
Mar-32	1,000	
May-33	1,500	
May-34	1,500	
Jul-35	1,500	
Nov-35	600	
Mar-37	750	
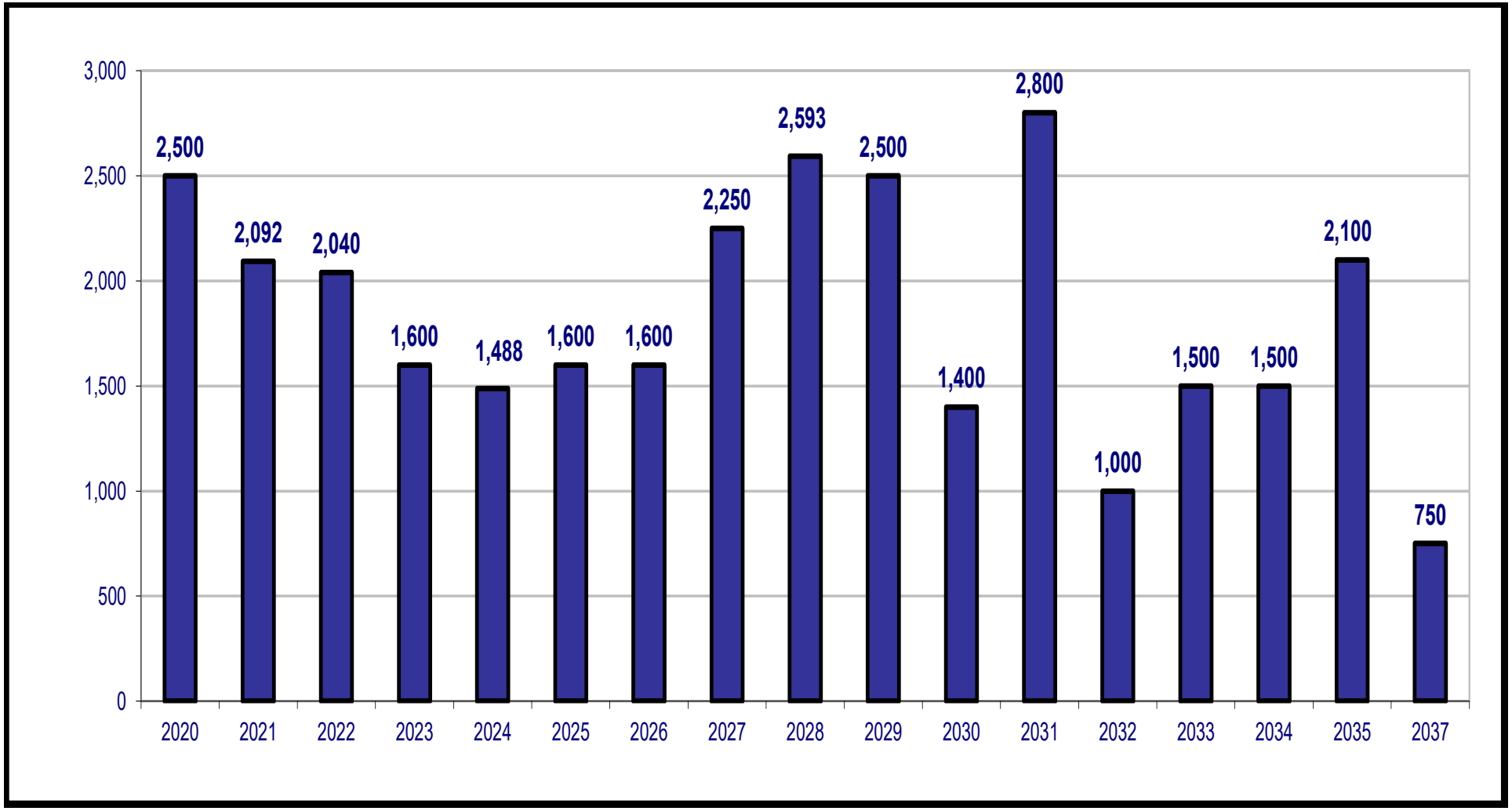
Projected Yearly Maturities of Lebanese Government Eurobonds (million USD)
Latest before default