

Lebanese Treasury Securities

ASSOCIATION OF BANKS IN LEBANON

Issue: March 2019

- *In March 2019, the Ministry of Finance (MoF) issued LBP 1,049 billion 7-year LBP Treasury Bonds with a coupon rate of 9.0% and LBP 282 billion 10- year LBP Treasury Bonds with a coupon rate of 10.0%, i.e. the same rates as the last issues of these categories in February 2019.*
- *At the end of March 2019, the face value of the outstanding treasury securities portfolio denominated in the domestic currency increased to LBP 77,686 billion from LBP 76,370 billion at the end of February 2019, while the outstanding treasury securities portfolio denominated in foreign currencies remained unchanged at USD 30,964 million.*

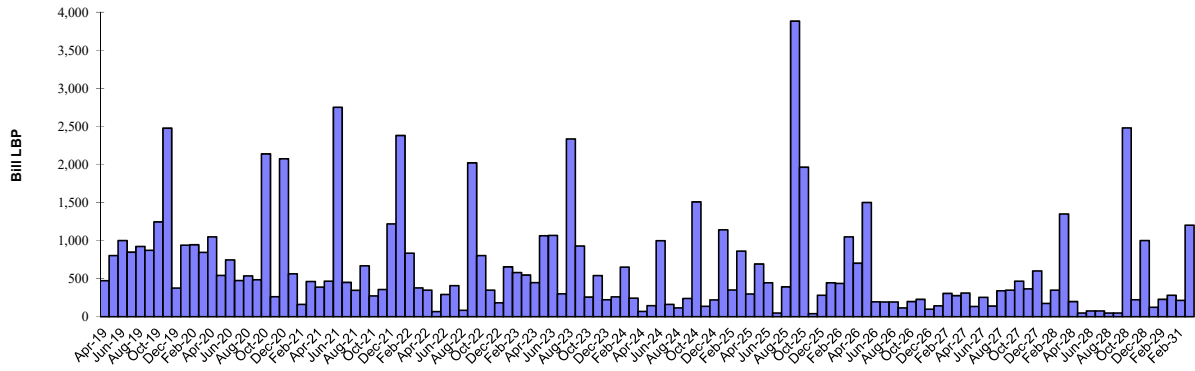
Source: Ministry of Finance, BDL, ABL

Lebanese Treasury Securities Denominated in LBP - March 2019 (Face value in bill LBP)												
Designation	3-month	6-month	12-month	24-month	36-month	60-month	84-month	96-month	120-month	144-month	180-month	Total
1- Subscription	204	11	117	105	160	351	1,049	-	282	-	-	2,279
<i>Weighted interest (%)*</i>	<i>5.23</i>	<i>5.68</i>	<i>6.10</i>	<i>6.88</i>	<i>7.36</i>	<i>7.85</i>	<i>8.81</i>	-	<i>9.76</i>	-	-	<i>8.11</i>
<i>Weighted yield (%)*</i>	<i>5.30</i>	<i>5.85</i>	<i>6.50</i>	<i>7.00</i>	<i>7.50</i>	<i>8.00</i>	<i>9.00</i>	-	<i>10.00</i>	-	-	<i>8.30</i>
2- Maturity	10	51	211	400	184	107	-	-	-	-	-	963
3- Outstanding	237	118	1,835	6,279	10,224	17,948	12,948	1,832	21,772	3,076	1,417	77,686
<i>Share (%)</i>	<i>0.3</i>	<i>0.2</i>	<i>2.4</i>	<i>8.1</i>	<i>13.2</i>	<i>23.1</i>	<i>16.7</i>	<i>2.4</i>	<i>28.0</i>	<i>4.0</i>	<i>1.8</i>	<i>100</i>
<i>Weighted life (days)</i>												<i>1,631</i>
<i>Weighted interest (%)</i>												<i>6.24</i>

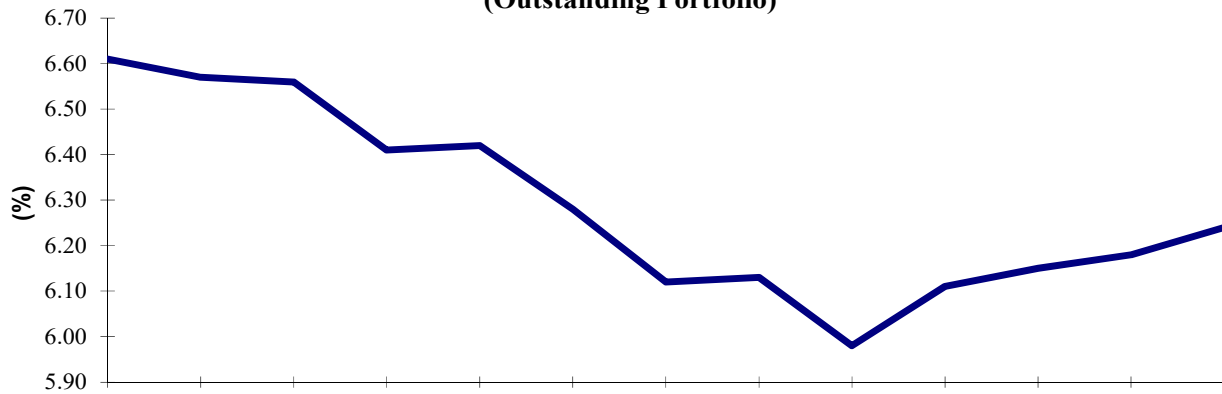
* Based on the weekly subscriptions during the month.

Projected Monthly Maturities of Outstanding TB's Portfolio Denominated in LBP as at March 31, 2019 (billion LBP)														
Year	Month	Category											Total	
		3-month	6-month	12-month	24-month	36-month	60-month	84-month	96-month	120-month	144-month	180-month		
2019	Apr-19	21	36	218	125	53	18							472
	May-19	12	13	290	177	206	105							803
	Jun-19	204	16	43	331	368	40							1,003
	Jul-19		17	105	202	407	119							850
	Aug-19		24	53	551	221	76							925
	Sep-19		11	105	351	324	82							872
	Oct-19			533	401	163	150							1,247
	Nov-19			21	1,565	315	46	530						2,476
	Dec-19			95	66	145	72							378
	Total	237	118	1,463	3,768	2,202	708	530						9,026
2020	Jan-20			135	265	309	230							939
	Feb-20			119	350	206	270							945
	Mar-20			117	350	108	272							847
	Apr-20				650	91	310							1,051
	May-20				300	156	87							544
	Jun-20				51	78	221	396						746
	Jul-20				151	187	138							476
	Aug-20				50	342	147							539
	Sep-20				50	263	173							486
	Oct-20				12	52	309		1,765					2,139
	Nov-20				8	117	138							263
	Dec-20				22	1,880	174							2,075
	Total			371	2,260	3,790	2,468	396	1,765					11,050
2021	Jan-21				30	205	330							565
	Feb-21				115	29	19							164
	Mar-21				105	351	8							464
	Apr-21					300	91							391
	May-21					300	107		61					468
	Jun-21					2,050	696		6					2,752
	Jul-21					50	402							452
	Aug-21					50	296							347
	Sep-21					50	620							670
	Oct-21					100	174							275
	Nov-21					115	245							359
	Dec-21					118	1,100							1,218
	Total				251	3,718	4,088		67					8,123
2022	Jan-22					180	2,200							2,380
	Feb-22					175	185	476						836
	Mar-22					160	219							379
	Apr-22						118	231						349
	May-22						69							69
	Jun-22						23	271						294
	Jul-22						133	275						409
	Aug-22						84							84
	Sep-22						782	339		900				2,020
	Oct-22						802							802
	Nov-22						151	200						351
	Dec-22						183							183
	Total					515	4,949	1,792		900				8,156
2023	Total						4,918	2,423		1,614				8,955
2024	Total						817	2,040		1,905				4,762
2025	Total							4,192		3,143	3,076			10,411
2026	Total							1,575		3,794				5,369
2027	Total									3,699				3,699
2028	Total									6,083				6,083
2029	Total									635				635
2031	Total											215		215
2033	Total											1,202		1,202
Portfolio		237	118	1,835	6,279	10,224	17,948	12,948	1,832	21,772	3,076	1,417		77,686

Projected Monthly Maturities of Outstanding Treasury Securities Portfolio Denominated in LBP as at March 31, 2019

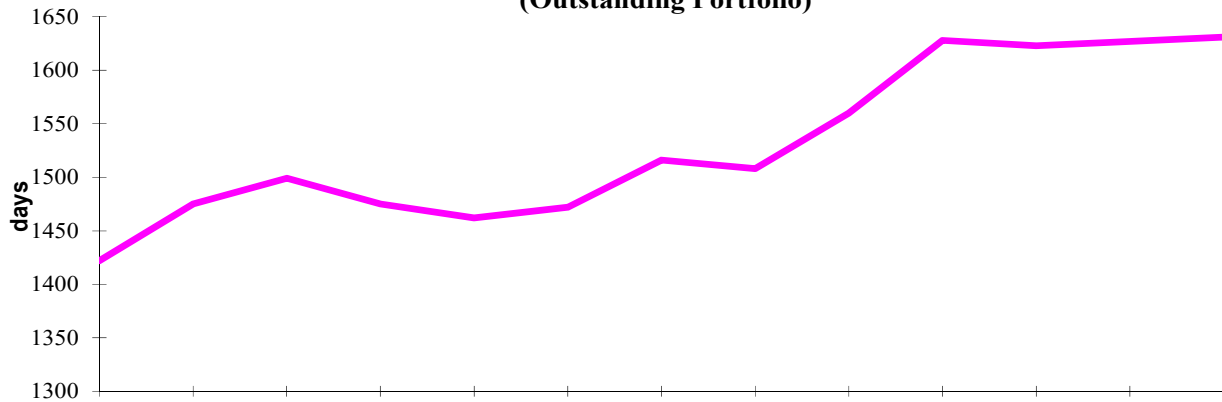


Weighted Interest (%) of LBP Denominated Treasury Securities (Outstanding Portfolio)



From March 2018 Through March 2019

Weighted Life (days) of LBP Denominated Treasury Securities (Outstanding Portfolio)



From March 2018 Through March 2019

Lebanese Treasury Securities denominated in FC (Eurobonds)- March 2019	
Category	Outstanding (million USD)
6-years	1,700
7-years	1,089
8-years	2,850
9-years	538
10-years	6,290
12-years	1,540
13-years	2,693
14-years	2,500
15-years	8,913
16-years	1,500
20-years	1,350
Total	30,964
Weighted Interest (%)	6.81
Weighted Life (years)	7.58

**Projected Monthly Maturities of Outstanding TBs' Portfolio
Denominated in FC (million USD) as at March 31, 2019**

Apr-19	500
May-19	650
Nov-19	1,500
Mar-20	1,200
Apr-20	700
Jun-20	600
Apr-21	2,092
May-22	500
Oct-22	1,540
Jan-23	1,100
May-23	500
Apr-24	700
Nov-24	538
Dec-24	250
Feb-25	800
Jun-25	800
Nov-26	1,600
Mar-27	1,250
Nov-27	1,000
Mar-28	1,700
Nov-28	893
May-29	1,000
Feb-30	1,400
Apr-31	300
Nov-31	2,500
Mar-32	1,000
May-33	1,500
May-34	1,500
Nov-35	600
Mar-37	750

**Projected Yearly Maturities of Lebanese Government Eurobonds (million USD)
As at March 31, 2019**

