

Lebanese Treasury Securities

ASSOCIATION OF BANKS IN LEBANON

Issue: November 2016

- **In November 2016**, the Ministry of Finance issued LBP 263 billion 7-year LBP Treasury Bonds with a coupon rate of 7.08% and LBP 241 billion 10- year LBP Treasury Bonds with a coupon rate of 7.46%, i.e. the same rates as the last issues of these categories in October 2016.
- Weighted yields on new issues in LBP securities remained unchanged for the other categories in November 2016, when compared to the previous month, and ranged from as low as 4.44% for the 3-month category to as high as 6.74% for the 60-month category.
- **At the end of November 2016**, the face value of the outstanding treasury securities portfolio denominated in the domestic currency and the outstanding treasury securities portfolio denominated in foreign currencies amounted to LBP 68,498 billion and USD 25,862 million respectively, against LBP 67,346 billion and USD 26,385 million at the end of October 2016.

Source: Ministry of Finance, BDL, ABL

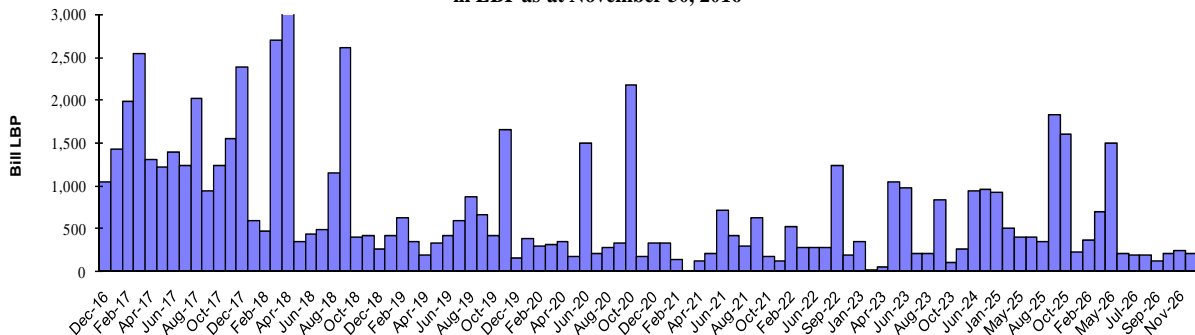
Lebanese Treasury Securities Denominated in LBP - November 2016 (Face value in bill LBP)												
Designation	3-month	6-month	12-month	24-month	36-month	60-month	84-month	96-month	120-month	144-month	180-month	Total
1- Subscription	115	123	139	174	431	246	263	-	241	-	-	1,732
Weighted interest (%)*	4.39	4.87	5.08	5.76	6.40	6.63	6.96	-	7.33	-	-	6.23
Weighted yield (%)*	4.44	4.99	5.35	5.84	6.50	6.74	7.08	-	7.46	-	-	6.35
2- Maturity	102	23	78	83	127	167	-	-	-	-	-	580
3- Outstanding	293	437	2,399	5,237	14,723	14,430	14,570	1,833	11,285	3,076	215	68,498
Share (%)	0.4	0.6	3.5	7.6	21.5	21.1	21.3	2.7	16.5	4.5	0.3	100
Weighted life (days)												1,272
Weighted interest (%)												6.94

* Based on the weekly subscriptions during the month.

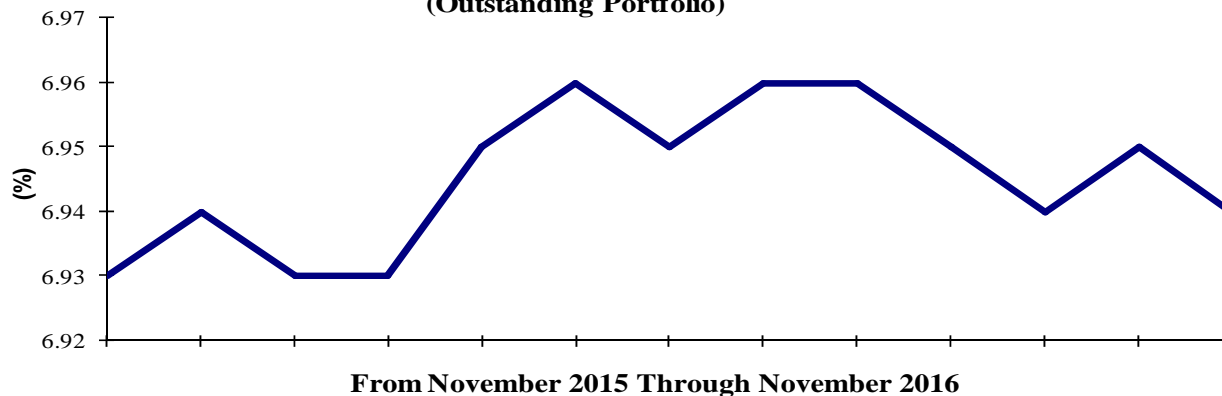
Projected Monthly Maturities of Outstanding TB's Portfolio Denominated in LBP as at November 30, 2016 (billion LBP)

Year	Month	Category										Total	
		3-month	6-month	12-month	24-month	36-month	60-month	84-month	96-month	120-month	144-month		180-month
2016	Dec-16	102	22	108	104	523	194						1,052
	Total	102	22	108	104	523	194						1,052
2017	Jan-17	76	14	401	49	439	443						1,422
	Feb-17	115	58	96	344	1,007	369						1,989
	Mar-17		145	445	43	1,336	570						2,538
	Apr-17		75	97	134	346	644						1,296
	May-17		123	316	155	502	126						1,222
	Jun-17			164	300	141	794						1,399
	Jul-17			182	216	627	210						1,236
	Aug-17			211	625	1,016	175						2,026
	Sep-17			138	221	530	59						947
	Oct-17			102	182	686	258						1,228
	Nov-17			139	190	1,047	179						1,555
	Dec-17				81	523	272	1,500					2,376
Total		191	415	2,291	2,539	8,199	4,100	1,500				19,235	
2018	Jan-18			251	234	107							592
	Feb-18			103	266	105							474
	Mar-18			268	452	214	1,761						2,695
	Apr-18			178	88	178	2,658						3,102
	May-18			40	253	61							354
	Jun-18			183	250	8							442
	Jul-18			205	253	25							483
	Aug-18			899	178	65							1,143
	Sep-18			143	355	144	1,966						2,608
	Oct-18			152	218	30							400
	Nov-18			174	185	51							410
	Dec-18				200	53							253
Total				2,595	2,932	1,041	6,385					12,953	
2019	Jan-19			302	112								414
	Feb-19			149	474								623
	Mar-19			187	159								346
	Apr-19			151	37								188
	May-19			206	118								324
	Jun-19			368	46								414
	Jul-19			407	178								585
	Aug-19			341	532								873
	Sep-19			342	321								662
	Oct-19			186	239								425
	Nov-19			431	136	1,093							1,660
	Dec-19				158								158
Total					3,070	2,510	1,093					6,673	
2020	Jan-20					385							385
	Feb-20					303							303
	Mar-20					306							306
	Apr-20					342							342
	May-20					178							178
	Jun-20					260	1,241						1,501
	Jul-20					210							210
	Aug-20					270							270
	Sep-20					324							324
	Oct-20					407		1,766					2,173
	Nov-20					174							174
	Dec-20					328							328
Total					3,487	1,241	1,766					6,494	
2021	Jan-21			330									330
	Feb-21			139									139
	Mar-21			8									8
	Apr-21			121									121
	May-21			143			61						204
	Jun-21			701			6						707
	Jul-21			418									418
	Aug-21			302									302
	Sep-21			626									626
	Oct-21			181									181
	Nov-21			129									129
	Total					3,098		67					3,165
2022	Feb-22						522						522
	Apr-22						270						270
	Jun-22						274						274
	Jul-22						275						275
	Sep-22						339		900				1,239
	Nov-22						200						200
Total							1,881	900				2,781	
2023	Jan-23						355						355
	Mar-23						20						20
	Apr-23						48						48
	May-23						669		379				1,048
	Jun-23						303		666				969
	Jul-23						217						217
	Aug-23						217						217
	Sep-23						267		569				836
Oct-23						111						111	
Nov-23						263						263	
Total							2,470	1,614				4,084	
2024	Jun-24						947						947
	Oct-24						958						958
Total							1,905					1,905	
2025	Jan-25									921			921
	Mar-25									512			512
	May-25									394			394
	Jun-25									396			396
	Aug-25									343			343
	Sep-25										1,833		1,833
	Oct-25									356	1,243		1,599
Dec-25									221			221	
Total									3,143	3,076		6,219	
2026	Feb-26						358						358
	Apr-26						704						704
	May-26						1,502						1,502
	Jun-26						201						201
	Jul-26						194						194
	Aug-26						199						199
	Sep-26						118						118
	Oct-26						205						205
Nov-26						241						241	
Total							3,722					3,722	
2031	Feb-31									215			215
	Total									215			215
Portfolio		293	437	2,399	5,237	14,723	14,430	14,570	1,833	11,285	3,076	215	68,498

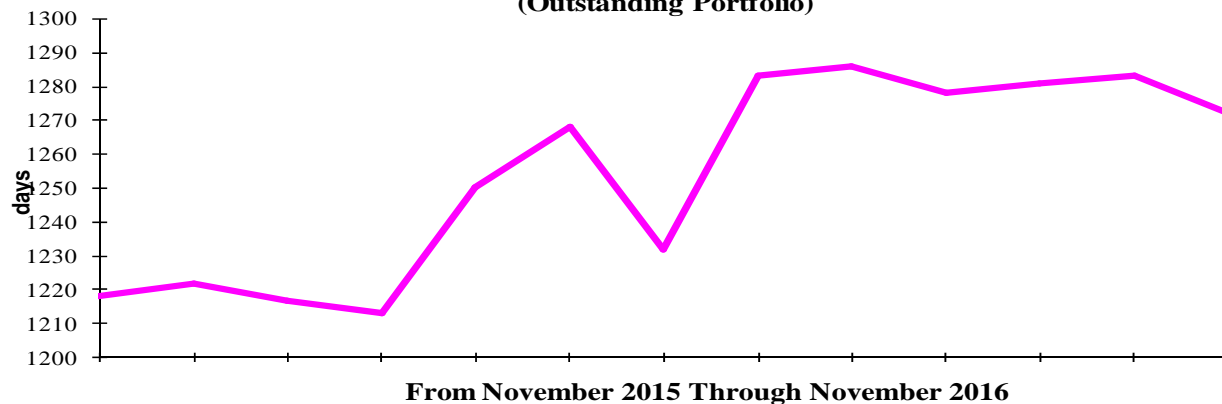
Projected Monthly Maturities of Outstanding Treasury Securities Portfolio Denominated in LBP as at November 30, 2016



Weighted Interest (%) of LBP Denominated Treasury Securities (Outstanding Portfolio)



Weighted Life (days) of LBP Denominated Treasury Securities (Outstanding Portfolio)



Lebanese Treasury Securities denominated in FC (Eurobonds)- November 2016	
Category	Outstanding (million USD)
5.5- years	775
6-years	2,400
7-years	1,574
8-years	5,375
9-years	538
10-years	3,340
12-years	1,540
13-years	2,693
15-years	7,026
20-years	600
Total	25,862
Weighted Interest (%)	6.45
Weighted Life (years)	6.24

**Projected Monthly Maturities of Outstanding TBs' Portfolio
Denominated in FC (million USD) as at November 30, 2016**

Mar-17	1,500
Jul-17*	90
Oct-17	775
Dec-17**	399
Mar-18**	105
May-18**	30
Jun-18	700
Nov-18	1,499
Apr-19	500
May-19	650
Nov-19	1,500
Mar-20	1,200
Apr-20	700
Jun-20	600
Apr-21	2,092
May-22	500
Oct-22	1,540
Jan-23	1,100
May-23	500
Apr-24	700
Nov-24	538
Dec-24	250
Feb-25	800
Jun-25	800
Nov-26	1,600
Nov-27	1,000
Nov-28	893
May-29	1,000
Feb-30	1,400
Apr-31	300
Nov-35	600

* Eurobonds held by Malaysia as part of its contribution in Paris 3 and redeemable in semiannual payments starting year 2010 and ending in the month and year indicated in the above table.

** Eurobonds issued in the context of the Paris 2 conference and redeemable in 20 semiannual payments starting from year 6 (2008) and ending in the month and year indicated in the above table.

**Projected Yearly Maturities of Lebanese Government Eurobonds (million USD)
as at November 30, 2016**

